

Rapunzel

retold by Paul Zelinsky

Caldecott Honor Winner (2002). Based off of the 17th- century French version of the charming Brothers Grimm fairy tale about a girl who was torn from her family as a baby, locked up in a tower and who found her one true love.



Read

Before:

Introduce the book and tell the children a little bit about it. Follow that with a comment or question that is related to the story such as, *If you were trapped in a tower, how would you get out?* Encourage a discussion so the children can comment, ask questions, and express their feelings. Set the stage for listening by asking an "I wonder" statement based on the cover illustration.

- I wonder what she does all day in that tower?

During:

Encourage the children to comment on the illustrations, ask questions, and predict what will happen next in the story. Children gain confidence and a sense of achievement through being able to correctly predict how a story will end. Point out "rare words" (e.g., those words that are not commonly used in every day conversation) and help the children relate the meaning in a way that makes sense to them.

Rare Words in *Rapunzel*

- sorceress: a woman who is believed or claims to have magical powers
- rapunzel: a type of herb
- luxuriant: with a lot of young rich healthy growth
- scrambled: to hurry, clamber
- devoured: eat something quickly
- fiercer: aggressive, characterized by or showing anger
- abundance: large amount, plentiful
- elegant: stylish and graceful
- billowing: to move upward or along in a curling or rolling mass
- betrayed: to harm or to be disloyal to another person
- wretched: unhappy or ill, appearing miserable or deprived

After:

Discuss the story. Ask questions...

- Who owned the beautiful garden?
- What did the woman want to eat?
- What happened when the sorceress found the man in her garden?
- What did they give her so the lady could eat the rapunzel herb?
- What did the sorceress do with Rapunzel after she turned 12?
- How did she climb the tower?
- Who came to visit Rapunzel in the tower?
- Why did the sorceress cut her hair?
- What happened to the prince when he met the sorceress in the tower?
- How did the prince and Rapunzel find each other?

Do

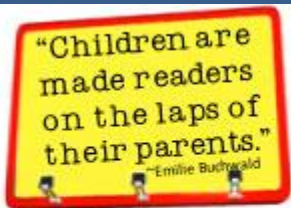

Sequence of Events

You will need: "Sequence of Events" sheet (one per child), construction paper, safety scissors and glue.

Give each child a copy of the events sheet. Have them cut out the pieces and glue the story squares on the construction paper. Make sure they are putting the story in the right sequence order. You may need to prompt the children and help them decide which square comes next. For example: *Did Rapunzel live in the garden before or after she was in the tower?*

My Name: _____

“Rapunzel” Sequence Cards



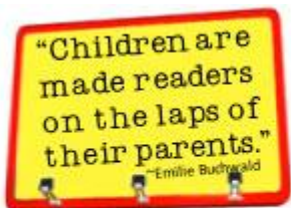


R.E.D. Zone
Sponsored by Pizza Hut

www.bookitprogram.com/redzone

Visit the R.E.D. Zone for more reading-readiness printables, read-aloud tips, resources and more!

My Name: _____

“Rapunzel” Sequence Cards



R.E.D. Zone
Sponsored by Pizza Hut

www.bookitprogram.com/redzone

Visit the R.E.D. Zone for more reading-readiness printables, read-aloud tips, resources and more!