

NATIONAL YOUNG READERS WEEK

An Annual Celebration of Reading Created by Pizza Hut® and The Center for the Book in the Library of Congress.

Ladybugs Can't Be Tall

by Kevin Hill

Whether you're big or small celebrating your uniqueness is the central theme as you follow a ladybug's journey in discovering what she CAN do

Read

Before:

Before you read:

Introduce the book and tell the children a little bit about it. Follow with a comment or question that is related to the story such as, *there are a lot of things ladybugs can't do - what is something you love to do*. Encourage a discussion so the children can comment, ask questions, and express their feelings. Set the stage for listening by asking an "I wonder" statement based on the cover illustration.

- *I wonder how tall the ladybug is and how it walks?*

During:

Encourage the children to comment on the illustrations, ask questions, and predict what will happen next in the story. Children gain confidence and a sense of achievement through being able to correctly predict how a story will end. Point out "rare words" (e.g., those words that are not commonly used in every day conversation) and help the children relate the meaning in a way that makes sense to them.

Rare Words in *Ladybugs Can't Be Tall*:

- gills: the respiratory organ of aquatic animals, as fish, that breathe oxygen dissolved in water
- fins: a paddle-like organ attached to the body of a fish for propulsion, steering and balance
- crawl: to move with body resting on or close to the ground, usually on hands and knees

After:

Discuss the story. Ask questions...


- Why can't ladybugs be tall?
- What happened to the ladybug who tried to swim?
- How do ladybugs get over bumps?
- What colors are on the ladybug?
- If ladybugs can't make honey, what insect does?
- Are ladybugs bigger or smaller than a ball?
- What do ladybugs not get the chance to do?
- Describe the bird. What does it do?
- How many ladybugs can you see on each page?

Do

Ladybug Count

You will need: print the *Ladybug Count* sheet, one for each student.

After reading the story, walk through the story and count all the ladybugs you find. Hand out the *Ladybug Count* sheet to each child. Give each student enough time to color and match the groups of ladybugs to the correct number.





NATIONAL YOUNG READERS WEEK




An Annual Celebration of Reading Created by Pizza Hut® and The Center for the Book in the Library of Congress.

LADYBUG COUNT




5




15



10



20



1

